

# FOUGA CM.170 MAGISTER

Belgian Air Force

☐ 1:32 ☐ 1:48 scale MT26 MT48 Solo/ Dual display



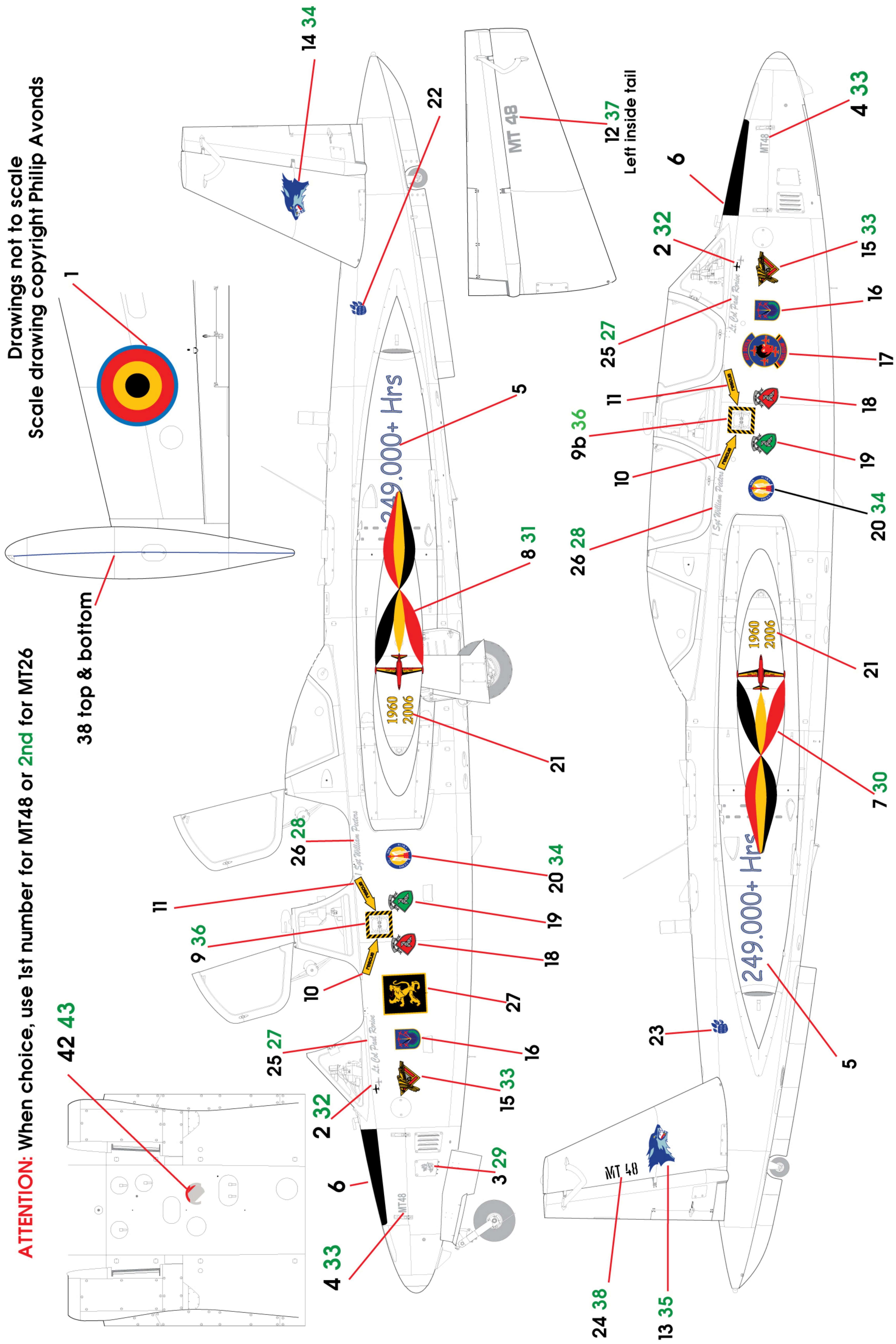
Images:BAF

**M**AGISTER AVIATION

- WWW.FOUGA.BE -

**ATTENTION:** When choice, use 1st number for MT48 or 2nd for MT26

Drawings not to scale  
Scale drawing copyright Philip Avonds



White stripe of the Red Devils paint scheme is 7cm high. This is 2,2mm in scale 1:32 and 1,5mm in 1:48 scale  
Copyright 2026 Magister Aviation

# BELGIAN FOUGA SOLO/ DUAL DISPLAY PAINT SCHEME

!!Decals are one sheet. Cut decals individually before use!!



Images:BAF


White stripe near exhaust MT48

White stripe near exhaust MT26

**COPYRIGHT 2026 MAGISTER AVIATION**

# BELGIAN FOUGA SOLO/ DUAL DISPLAY PAINT SCHEME

After 22/06/2006 the nose of MT48 was replaced. Before, the nose antenna was yellow, after it was red.  
Also note a nose of French origin was used. The holes for the French nose antenna were patched.  
The wolfdevil decal faced front (decal N°3). Before 22/6/06 use decal 29.  
MT48 Dual display + solo display after 22/6/06:



Red antenna

Patched holes


N°3



N°44

MT48 centre left inboard flap

Color instructions will be made available on my website.



My book, which includes a complete walkaround of the Fougas, especially for model builders is normally available from the publisher's website [https://mmpbooks.com/en\\_GB/p/Fouga-Magister/595](https://mmpbooks.com/en_GB/p/Fouga-Magister/595) or via my website [www.fouga.be](http://www.fouga.be)

**COPYRIGHT 2026 MAGISTER AVIATION**